



University of Colorado

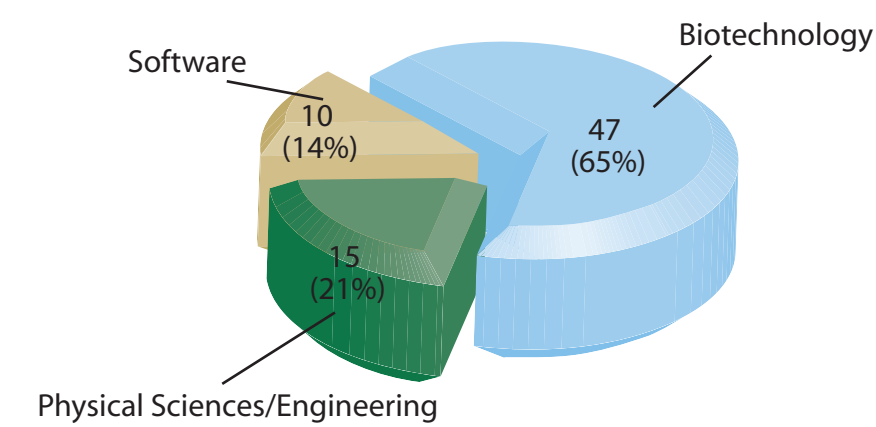
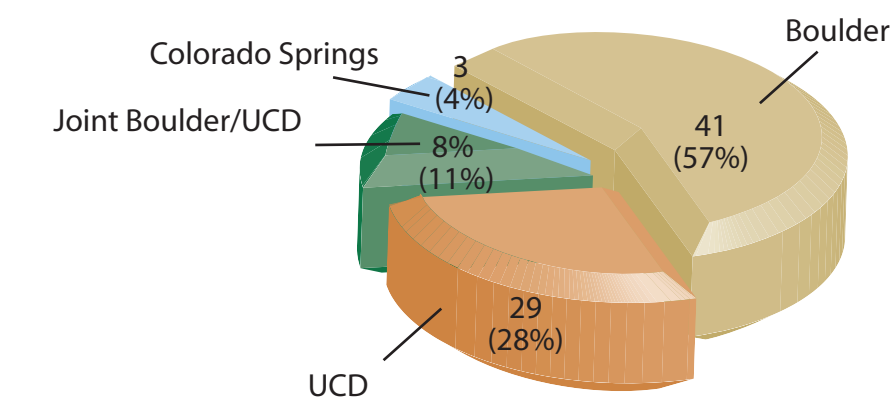
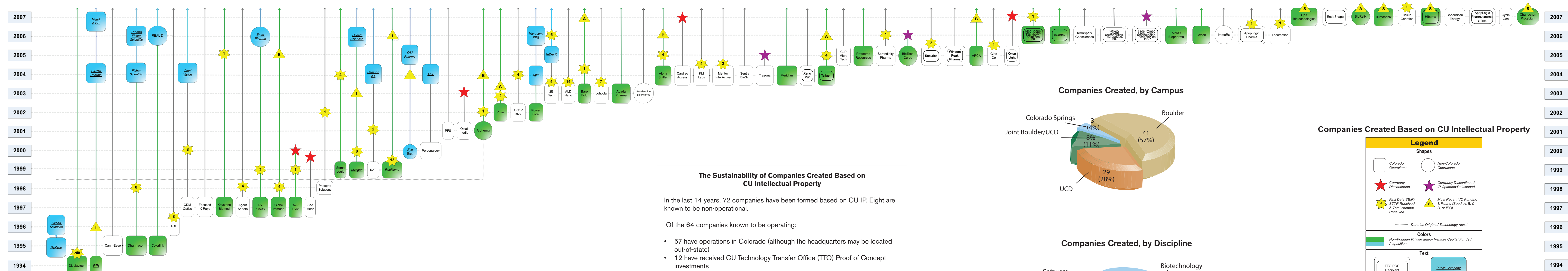
Boulder • Colorado Springs • Denver

## Technology Transfer Office

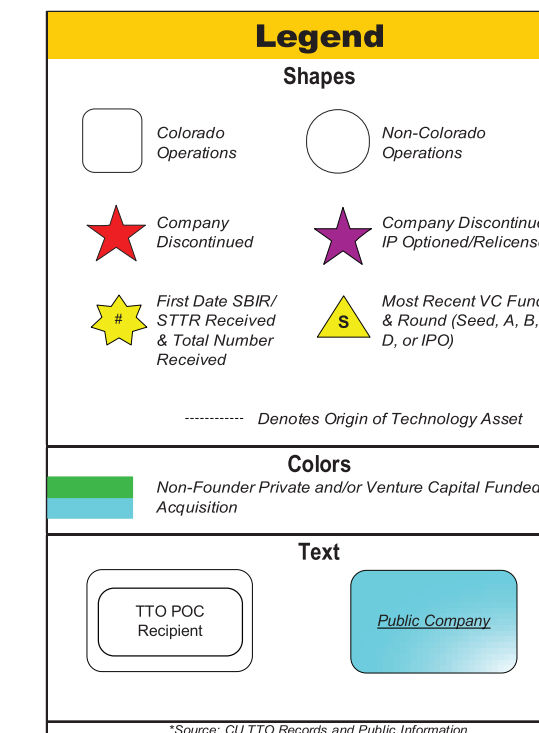
Annual Report, Fiscal Year 2006-07

*Local Impact,  
Global Reach*

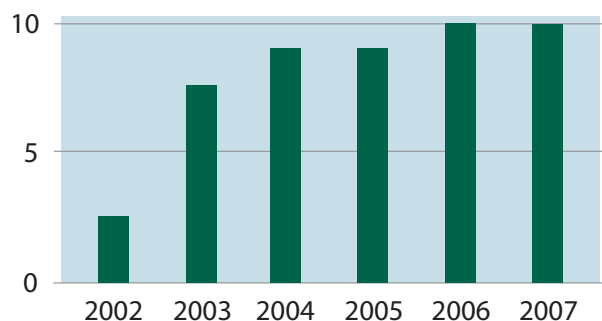




### Companies Created Based on CU Intellectual Property

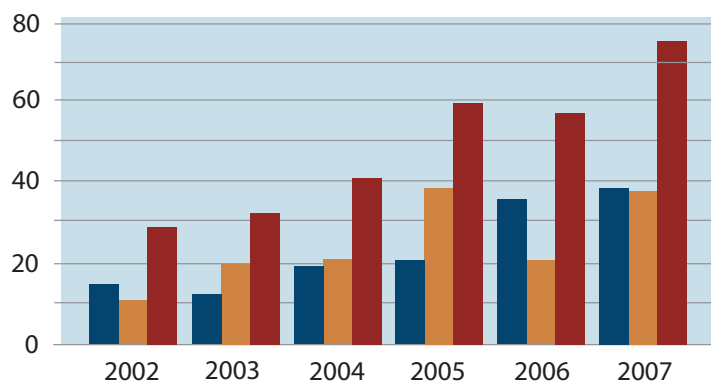


### Companies Created from CU IP



Companies Created from CU IP

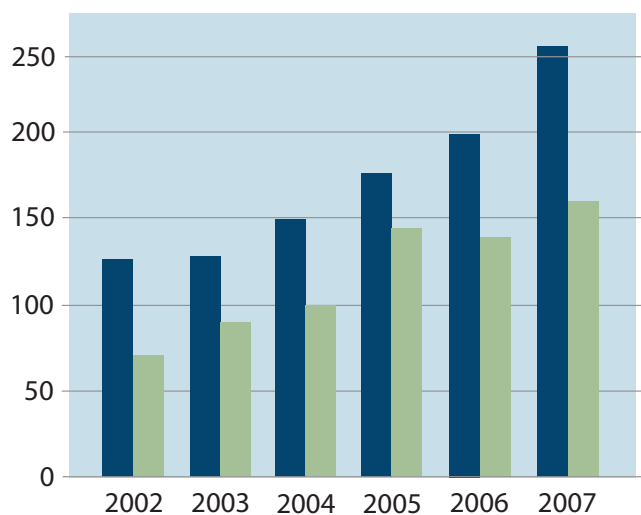
### Exclusive and Nonexclusive Licenses



Exclusive Licenses Nonexclusive Licenses Total

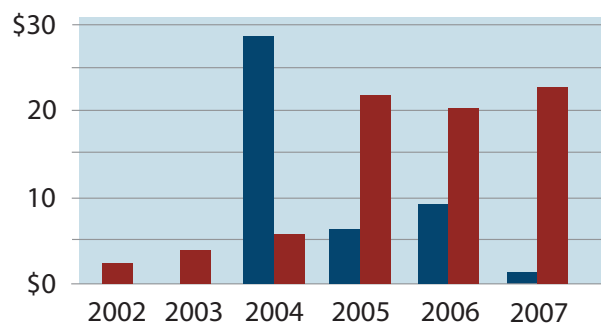
## Historical Performance

### Invention Disclosures and Patent Applications



Invention Disclosures Patent Applications

### Revenue Earned, 2002-07 (in millions)



Legal Settlements License Revenue

## FY 2007 TTO Performance at a Glance

Invention disclosures	254
U.S. patent applications filed	156
U.S. patents granted	16
Total options and licenses	75
Exclusive options and licenses	38
Nonexclusive options and licenses	37
Ratio of legal fee reimbursements to legal expenditures	58%
Revenue in millions (see note)	\$22.7
Start-up companies formed from CU IP	10
IP-induced sponsored research in millions	\$13
Service agreements executed (see note)	748

**Notes:** The criteria used for TTO's performance metrics conform to the standards used by the Association of University Technology Managers (see [www.autm.net](http://www.autm.net)). This does not include revenue derived from legal settlements that in FY 2007 amounted to \$1.3 million. Service measures include material transfer agreements, confidential disclosure, software evaluation, and interinstitutional and IP agreements.

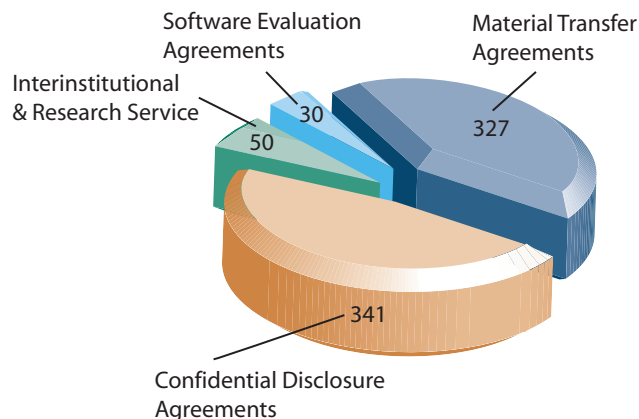
## CU Technology Transfer Office (TTO) Portfolio Snapshot as of July 1, 2007

U.S. patents in force	251
U.S. patent applications being prosecuted	214
Exclusive licenses	91
Nonexclusive licenses	185
Companies created based on CU Intellectual Property (IP) and still in business	64
Companies in which University License Equity Holdings, Inc. (ULEHI) currently holds equity	34

## TTO Budget for FY 2008 (in dollars)

Salaries and benefits	\$1,896,100
General operating	\$324,300
Rent	\$158,700
Service fees to CU System and CU-Boulder	\$101,200
Patent costs and legal expenses	\$962,000
Boulder Innovation Center and Fitzsimons BioBusiness Partners	\$100,000
ULEHI management fee	\$65,000
Proof of concept programs	\$1,000,000
<b>Total—all expenses</b>	<b>\$4,607,300</b>

## Service Agreements



## Contact Us

### For UC Denver:

Rick Silva, [rick.silva@cu.edu](mailto:rick.silva@cu.edu)  
 phone: 303-724-0222  
 fax: 303-724-0816

### For CU-Boulder and CU-Colorado Springs inventors:

Kate Tallman, [kate.tallman@cu.edu](mailto:kate.tallman@cu.edu)  
 phone: 303-492-5732  
 fax: 303-492-2128

### For information about licensing to start-up companies:

Tom Smerdon, [tom.smerdon@cu.edu](mailto:tom.smerdon@cu.edu)  
 phone: 303-735-0621  
 fax: 303-735-3831

### For general information:

Lynn Pae, [lynn.pae@cu.edu](mailto:lynn.pae@cu.edu)  
 phone: 303-735-3711

Kathe Zaslow, [kathe.zaslow@cu.edu](mailto:kathe.zaslow@cu.edu)  
 phone: 303-735-4525

David Allen, [david.allen@cu.edu](mailto:david.allen@cu.edu)  
 phone: 303-735-1688

fax for all three: 303-735-3831

### General address for correspondence:

CU Technology Transfer Office  
 4740 Walnut Street  
 Suite 100  
 588 SYS  
 Boulder, CO 80309-0588

Website: [www.cu.edu/techtransfer](http://www.cu.edu/techtransfer)

Design and Production by the Office of Publications and Creative Services  
 Printed on recycled paper